

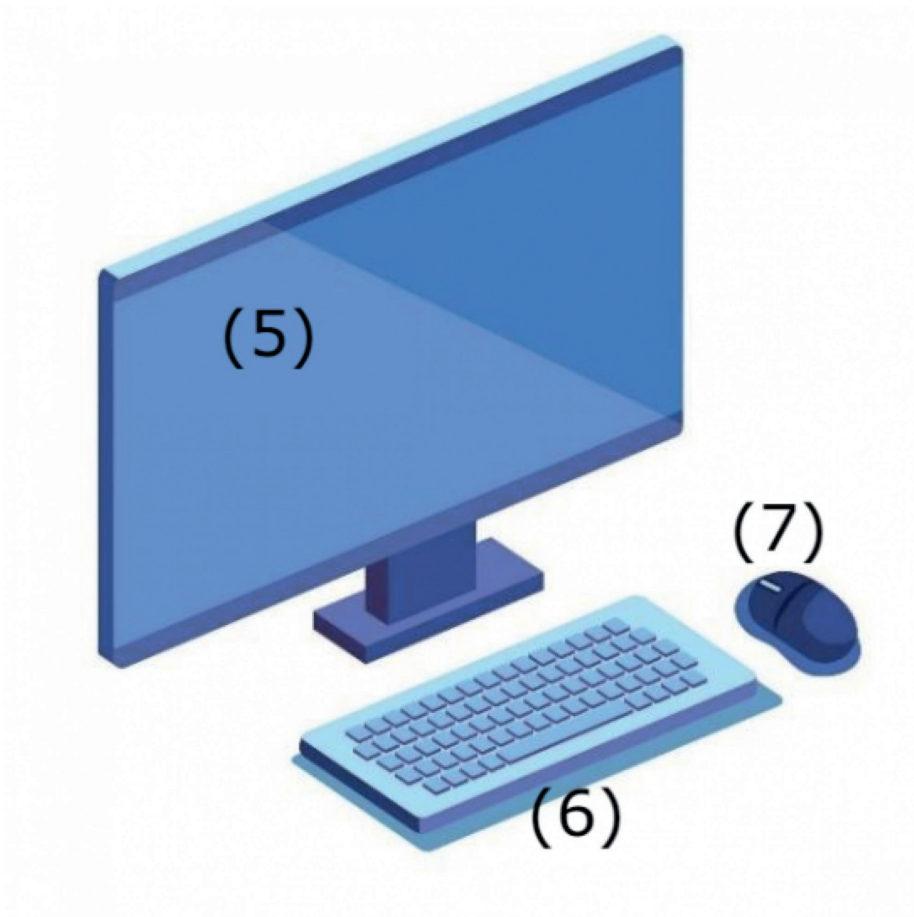
A computer is a machine that works with information. Here are four kinds of computers:

laptop (1)

desktop (2)

smartphone (3)


tablet (4)



You view information on a screen (5).

You type information on a keyboard (6).

You use a mouse (7) to guide you around the screen.



You move a mouse while viewing the screen.

You select information on the screen and press and click the mouse with your finger.



Most laptop computers have a touchpad (8) instead of a mouse.

You move your finger across a touchpad.

You press lightly to click on information.






Look at the keyboard and find buttons with:


1. letters
2. numbers
3. punctuation

These buttons help you to type information on a computer.



Look at the keyboard on this smartphone.

On a smartphone screen, you can type with just your thumbs.



Some computers have a touchscreen (9). For example, tablets and smartphones.

You use your finger and thumb to work with information on a touchscreen.



When you move your finger and thumb apart, a picture will get bigger.

Move your finger and thumb together to make a picture smaller.





We use computers for work and study. We use computers to communicate. We use computers for learning and fun.





A device is another name for a computer.

What devices does your family use, and for which activities?



## —Questions



1. Copy the picture and label:
  - a. keyboard
  - b. mouse
  - c. screen
2. How do you use each part:
  - a. a keyboard?
  - b. a mouse?
  - c. a screen?



—This book is one in a series of four books introducing topics in computer technology.

The storybook was created for the Zenex Ulwazi Lwethu reading materials project in 2021.